

PUBLIC AUCTION



Over 75,000 Square Feet Of Large Capacity Precision CNC Machining

170 Walsh Avenue, Miramichi, New Brunswick, Canada

Auction: Tuesday April 5, 9:30 AM (EST) 10:30 AM (Atlantic Local Time)

Inspection: Monday April 4, 9 AM to 4 PM



1 of 3 VTL's

Max. Swing 90"

Low Hours

TOSHIBA MODEL TUE-20, CNC VERTICAL TURRET LATHE



2008

1 of 2 Horizontal Boring Mills

Low Hours

TOSHIBA CNC HORIZONTAL BORING MILL MODEL LTD 110 R-16



1 of 9 HMC's

Delivered New 2005

MATSUURA CNC HORIZONTAL MACHINING CENTER MODEL H PLUS 630

Onsite & Online Webcast
Powered By BidSpotter.com

(4) 2008 Unused O'BRIEN Cranes, Up To 50 Ton!



2007

1 of 7 CNC Lathes

23" x 82"

5.19" Bore

MAZAK CNC LATHE MODEL QT-400M II



INFINITY
Asset Solutions

www.infassets.com 905.669.8893

AUCTIONS • LIQUIDATIONS • APPRAISALS • FINANCING



AUCTIONEERS | APPRAISERS | LIQUIDATIONS | FINANCING
888-998-4440 | EMAIL: info@machinerynetworkauctions.com



PLANT & MACHINERY INC.

AUCTIONEERS • APPRAISERS • LIQUIDATORS • REAL ESTATE
P.O. Box 19100 • Houston, TX 77224
Phone: (713) 691-4401 • E-mail: pmi@pmi-auction.com

CNC VTL'S and Horizontal Boring Mills



TOSHIBA MODEL TUE-20, CNC VERTICAL TURRET LATHE

CNC AND MANUAL VERTICAL TURRET LATHES

2007 **TOSHIBA** Model TUE-20, Fanuc OiTC Control, 78.7" Diameter 4 Jaw Chuck, 90.5" Max Swing, 59" Max Cutting Height, 12 ATC, Cat 50, 0-500 RPM Spindle Speed, 1-200 RPM Table Speed, Renishaw Probe System, Elevating Rail, Chip Conveyor, Daikin Cooler, 220V, s/n 440277 [2115]

STANKO Model 1525, 87.9" Diameter 4-Jaw Chuck, 97.99" Swing, Travels: 62" Vertical Turret Slide & 37.99" Side Head Ram, 85.98" Max Height Under Rail, 0-200 RPM, Right Turret Head- Power Indexing 5 Station Turret, Left Hand Swivelling Ram, Right Hand Side Head, 30 Degree Swivel Of Ram, 4-Axis Mitutoyo DRO, Pendant, Threading & Taper Cutting Attachment, s/n 1133 [2030]

STANKO Model 1516, 55" Diameter 4-Jaw Chuck, 62.99" Max Swing, 39.37" Max Cutting Height, Travels: 36" Vertical Turret Slide & 30" Side Head Ram, 25" Vertical Traverse Cross Rail, 44" Max Height Under Rail, 4-200 RPM Table Speed, 5 Position Power Index Turret, Side Arm, Pendant, 3 Axis DRO, s/n 2520 777 [2110]

CNC HORIZONTAL BORING MILLS

2008 **TOSHIBA** Model BTD 110 R-16, Tosnuc 888 Control, Travels: X-80", Y-59", Z-57" & W-19.7", 55" x 63" Rotary Table, Distance From Table Surface To Spindle Center 0-59", 38 ATC, 50 Taper, Coolant Through Spindle, 4" Spindle, 2-3,000 RPM, Pendant, Marposs T36 Probe, Max. Table Capacity 22,000 lbs, Chip Conveyor, s/n 145182 [6000]

UNION Model BFT 110-6, Fanuc OM-Model A Control, Travels: X-76.77", Y-49.21", Z-49.21, 59.84" & B-360 Degree Full Rotation, 10" Facing Head Travels, 55"x 63" Rotary Table, 4.33" Spindle, 50 Taper, 6.6-1,120 RPM Spindle Speed, Power Draw Bar, Steady Rest, 6' Tailstock, Pull Stud Setup, Outboard Heidenhain Scales, (Note: Retrofitted to CNC in 1990 By Darbert Machinery), s/n 11432 [5090]




TOSHIBA CNC HORIZONTAL BORING MILL MODEL BTD 110 R-16, CNC VERTICAL TURRET LATHE



STANKO VERTICAL TURRET LATHE MODEL 1525, CNC VERTICAL TURRET LATHE



UNION HORIZONTAL BORING MILL MODEL BFT 110-6, CNC VERTICAL TURRET LATHE



STANKO VERTICAL TURRET LATHE MODEL 1516, CNC VERTICAL TURRET LATHE

CNC Lathes



MAZAK MODEL QT-400M II, CNC LATHE



CNC LATHES

2007 MAZAK Model QT-400M II, Mazatrol Matrix Nexus Control, 33.27" Max Swing, 22.83" Swing Over Carriage, 22.83" Max Machining Diameter, 81.67" Max Machining Length, 4.58" Max Bar Capacity, 5.19" Bore, 15" 3 Jaw Chuck, 12 Station ATC Live Turret, 4,000 RPM Live Tool Spindle, Max 2,500 RPM Spindle Speed, SLU 3.2 SMW Autoblock Steady Rest, Programmable Tailstock, Tool Presetter, Chip Conveyor s/n 193754 [2130]

2005 MAZAK Model QT 300M, Mazatrol Fusion 640T Control, 48" Max Machining Length, 29.5" Max Swing, 16.53" Max Turning Diameter, 3" Max Bar Capacity, 3.46" Bore, 10" 3-Jaw Chuck, 12 Station ATC Live Turret, 4,000 RPM Live Tool Spindle, Max 4,000 RPM Spindle Speed, Programmable Tailstock, Presetter, Chip Conveyor, s/n 172949 [2120]

STANKO Heavy Duty, Model RT755F3x5000, Fanuc OT Control, 42" x 196", 39" 4 Jaw Chuck, 20" 3 Jaw Hyd. Chuck, 8 Station Turret, 4 Spindle Speed Range 2-500 RPM, Steady Rest Capacity Up To 20", 60 HP, (Note: Complete Retrofit In 1993 by Stan Canada), s/n PT7553-577 [2090]

NAKUMRA TOME Model TW-20, 6-Axis, Fanuc OT Control, Travels: X-6.89" & Z-9.45" Left & 26.77" Right Turret, 10.63" Swing, 35" Center Distance, 8.46" Max Turning Diameter, 5,000 RPM Spindle Speed Left & Right, Twin 6" 3-Jaw Chuck, Twin 12 Station Turret, 6 Station Live Tooling, 3,600 RPM Rotary Tooling Speed, Direct Drive, Chip Conveyor, s/n 23209 [2040-WTR]

NAKAMURA TOME Model TW-20 MM, 6-Axis, Fanuc OT Control, Travels: Left Slide X-7.7" & 10.4" - Right Slide X-7.7" & 30.7", 24" Max Turning Diameter, 10.6 Swing Over Bed, 2.5" Bore, 10.6" Max Turning Diameter, 7.6" Max Turning Length, Dual 6" 2 & 3-Jaw Chucks, 50-5,000 RPM Spindle, Dual 12 Station Turrets, 45-3,600 RPM Live Tool Speed, Milling, Parts Catcher, Chip Conveyor, s/n W23209 [2000]

LNS Hydrobar Bar Feeder, Model 6.52 HS-5.2, 12' Bar Capacity, Max 1-7/8" Max Bar Diameter Capacity

OKUMA Model LH 35 x 3000, Fanuc OT Control, 2-Axis, Travels: X-26.57" & Y-119.29", 43.31" Swing, 26.97" Swing Over Saddle, 15" 3 Jaw Hollow Chuck, 6.89" Bore, 10.5" Spindle Diameter, 10-1,000 RPM, (2) Turret - 6 Station Each, Tailstock, Steady Rest, Chip Conveyor, Spare 16" 4 Jaw Chuck, (Note: Retrofitted in 1995 by Olympia Engineering), s/n 2880 [2080]

YAM Model CK-5, Fanuc 10T Control, 15.35" Max Turning Diameter, 31.49" Max Turning Length, 3.62" Bore, 12" 3-Jaw Chuck, 8 Station Turret, Tailstock, Follow Rest, Chip Conveyor, s/n F57001 [2020]

STANKO HEAVY DUTY, MODEL RT755F3x5000, CNC LATHE



MAZAK MODEL QT 300M, CNC LATHE



1 of 2 6 Axis, Live Tool



NAKUMRA TOME MODEL TW-20, CNC LATHE



OKUMA MODEL LH 35 X 3000, CNC LATHE



CNC Horizontal Machining Centers



Delivered New in 2005

MATSUURA MODEL H PLUS 630, CNC HORIZONTAL MACHINING CENTER



2000

1 of 2

MORI SEIKI MODEL SH-503/40, CNC HORIZONTAL MACHINING CENTER



120 ATC 1999

MORI SEIKI MODEL SH-500/40, CNC HORIZONTAL MACHINING CENTER



1 of 2

MORI SEIKI MODEL SH-50, CNC HORIZONTAL MACHINING CENTER



1999

MATSUURA MODEL ES-450H-II, CNC HORI. MACHINING CENTER



1999

MATSUURA MODEL MAM-600 HG-PC2, CNC HORI. MACHINING CENTER



1996

MATSUURA MODEL MAM 500-HF-PC-II, CNC HORI. MACHINING CENTER

CNC HORIZONTAL MACHINING CENTERS

2002 (Delivered New in 2005) **MATSUURA** Model H PLUS 630, Matsura G-Tech 16i Control w/ Full 4-Axis Control, Travels: X-41.33", Y-36.22" & Z-34.25", 24.8"x 24.8" Dual Pallets, 60 ATC, CAT-50, Coolant Through Spindle, 45-12,000 RPM, 1m Cube Size, Renishaw Probe Capable, Chip Conveyor, s/n 020 415213 [5085]

(2) 2000 **MORI SEIKI** Model SH-503/40, Fanuc 18iM-A Control, Travels: X-24.8", Y-23.6" & Z-25.6", Dual Pallet 19.7" x 19.7", 40 ATC, 40 Taper, 12,000 RPM, 30 HP Spindle Motor, Coolant Through Spindle, Chip Conveyor, s/n 1206 [5470-WTR], s/n 1199 [5460-WTR]

1999 **MORI SEIKI** Model SH-500/40, Fanuc 16iM-A Control, Travels: X-24.80", Y-23.62 & Z-25.59", Dual Pallet 19.68" x 19.68", 120 ATC, 40 Taper, High Pressure Coolant Through Spindle, Max.12,000 RPM, s/n 1086 [5450]

(2) **MORI SEIKI** Model SH-50, Fanuc 16iM-A Control, Travels: X-24.8", Y-23.6" & Z-25.6", (3) 20"x 20" Pallets, 1 Degree Index, 60 ATC, & 40 ATC, 40 Taper, 12,000 RPM, Chip Conveyor, s/n 323-60ATC [5500-WTR] (134-136) s/n 534-40 ATC [5400-WTR]

1999 **MATSUURA** Model ES-450H-II, Fanuc 18iM Control, Travels: X-17.71", Y-15.74" & 15.74", Dual Pallet 11.8"x 11.8", 1 Degree Pallet Index, 30 ATC, 40 Taper, 15,000 RPM Spindle Speed, Coolant Through Spindle, Full 4th Axis, Chip Conveyor, s/n 990213520 [5780-WTR]

1999 **MATSUURA** Model MAM-600 HG-PC2, Fanuc 16iM Control, Travels: X-23.2", 21.6" & 21.6", Dual Pallet 16"x16", 1 Degree Pallet Index, 60 ATC, 40 Taper, 15,000 RPM Spindle Speed, Coolant Through Spindle, Full 4th Axis, s/n 980913396 [5750-WTR]

1996 **MATSUURA** Model MAM 500-HF-PC-II, Yasnac i80 Control, Travels: X-20", Y-20" & Z-20", Dual Pallet 12"x 12", 60 ATC, 40 Taper, 15,000 RPM Spindle Speed, Coolant Through Spindle, Chip Conveyor, s/n 960512015 [5800-WTR]

50+ Assorted Tombstones & Huge Quantity of Tooling

CNC VMC's, Large Capacity Lathes



1 of 3

4th Axis Available

SUPERMAX MODEL MAX 4, CNC VERTICAL MACHINING CENTER



MATSUURA MODEL RA-III, CNC VERTICAL MACHINING CENTER



LEADWELL MODEL MCV-2000 D, CNC VERTICAL MACHINING CENTER




MATSUURA MODEL RAM MASTER II MC-1000, CNC VERTICAL MACHINING CENTER



STANKO GAP BED, MODEL IM 63B

24" x 120"



60" x 210"

CNC VERTICAL MACHINING CENTERS

(3) **SUPERMAX** Model MAX 4, Fanuc OM Control, Travels: X-43.3", Y-23.62" & Z-24.8", Table Size: 20.86"x 47.24", Spindle Travels 6.7"-31.5", 20 ATC, BT40, Max 8,000 RPM, 20 HP Spindle Motor, Chip Conveyor, One 4th Axis & Control Box, s/n 310016 [5100] s/n 311027 [5300-WTR] s/n 312029 [5200]

MATSUURA Model RA-III, Yasnac MX-3 Control, Travels: X-31", Y-17" & Z-17.7", Dual Pallet 31"x 16.5", 30 ATC, BT40, 7,000 RPM Spindle Speed, s/n [5070-WTR]

MATSUURA Model RA-I, Yasnac MX-3 Control, Travels: X-20.07", Y-15.74" & Z-18.11", Dual Pallet 15"x 24", 30 ATC, BT40, 6,000 RPM Spindle Speed, s/n 901008735 [5050-WTR]

LEADWELL Model MCV-2000 D, Fanuc OM Control, Travels: X-78.74", Y-23.62" & 35.98", Table Size: 85.7"x 34", 20 ATC, BT-50, 10-3,000 RPM, 4th Axis Index Table w/ 12" 4 Jaw Chuck, Guards Available, s/n L61017 [5060]

MATSUURA Model Ram Master II MC-1000, Fanuc 6M Control, Travels: X-40", Y-20" & Z-20", Table Size 20"x 55", 22 ATC, BT 45, 4th Axis Index Table w/ 8" 3 Jaw Chuck, s/n 8008 1615 [5040]

LATHES

STANKO Heavy Duty, Model 165, 60" Swing Over Bed, 46" Swing Over Cross Slide, 210" Center Distance, 4.25" Bore, 39" 4-Jaw Chuck, 4 Way Rapid Traverse, 500 RPM, 30 HP Spindle Motor, Inch/Metric, Tailstock, Steady Rest, Power Carriage, DRC 2 Axis DRO, s/n 7510 [2010]

STANKO Gap Bed, Model IM 63B, 24" x 120", 15" 3-Jaw Chuck, Power Feed, Full Length Threading Capability, Steady Rest, Fagor 3-Axis DRO, Spare 20" 4 Jaw Chuck, s/n 4713 [2070]

TOS Gap Bed, Model SN40C, 15.74" Swing Over Bed, 23.62" Swing In Gap, 8.66" Swing Over Cross Slide, 39.37" Distance Between Center, 60" Bed Length, 2" Bore, 12" 4-Jaw Chuck, Max 22-2,000 RPM, Steady Rest, Spare 8" 3-Jaw Chuck [2050]

1999 **KING** Model KC-1660GH, 16" x 60", 10" 3-Jaw Chuck, 2" Bore, Tailstock, Steady Rest, 7.5HP, s/n 10020447 [2015]

PROXY BIDDING:

We will be happy to bid on your behalf if you are unable to attend our auction. Please call our office at 1-866-669-8893, or visit our websites to submit a proxy bid.

www.infassets.com
www.machinerynetworkauctions.com
www.pmi-auction.com

This brochure is only a partial listing. Please visit our websites at www.infassets.com, www.machinerynetworkauctions.com, www.pmi-auction.com for more detailed listings and photos.

STANKO HEAVY DUTY, MODEL 165, LATHE

Gear Machines



MAAG GEAR SHAPER, MODEL SH 180/300, GEAR MACHINE

GEAR MACHINES

MAAG Gear Shaper, Model SH 180/300, 118" Max Diameter, 39.37" Chuck Size, 16.92" Max Cutting Height, 2.95"-17.71" Slide Stroke Range, 10-40 Teeth, Max Module 40, ID Attachment, Tooling, Change Gears, s/n 4453 [3080]

GOULD & EBERHARDT Gear Hobber, Model 36H, 24" Rotary Table, 24" Max Travels Of Hob Slide, 3 Max Rated Diametral Pitch, 24" Diameter Spur Gear With Support, 36" Diameter Spur Gear Without Support, 8" Max Diameter Hob, 1-1/4"~2" Hob Arbor Diameter Range, 15-100 Index Range, 27-60 RPM Hob Speed, s/n 4481A2 [3070]

BARBER COLEMAN Hydraulic Hob Sharpener, Model No.10-12, 8" & 12" Table Adjustable Stroke Length, 18 & 12 Stroke Per Minute, 10" Max Work Diameter, 12" Max Work Length, 2" Max Flute Depth, 10" Grinding Wheel, 40 Degree Wheel Angle Setting Left Or Right, 2,160 RPM Spindle Speed, s/n 653 [4060]

TOS Gear Hobber, Model FO-10, 30" Diameter Table, 39.37" Max Wheel Diameter, 47.24" Max Wheel Diameter Without Tail stock, 49.21" Max Work Piece, Max Module 10, Helical Gear Cutting Capability, s/n 0426642 [3060]

ROCKFORD Vertical Hydraulic Shaper, 18" Stroke, 28" Rotary Table, 5.5" Bore, Additional 8" Riser Block, s/n 925A51 [7020]

DRUMMOND Gear Shaper, Model 3A, 18" Max External & Internal Pitch Diameter, 5" Face Width External Gear, 3" Face Width Internal Gear, 50-300 Stroke Per Minute Speed ranges, 980-2,400 Feed Strokes Per Revolutions Speed Range, 7" Diameter Table, 3' Riser

OILGEAR Horizontal Hydraulic Broach, 72" Stroke, Up To 1-1/4" Broaches, s/n 22880 [7010]

Huge Selection Of Change Gears, Hobs, Broaches Tooling Etc.

SAWS

HYD MECH Fully Automatic Horiz. Bandsaw, Model T-25A, Capacities: Round 20", Rectangular 20" x 25", Twin Column Design, Blade Size 1.5" x 18'10", Hydraulic Blade Tension & Vice Control, Max. Workload 8,000 lbs, Infeed Conveyor, 10 HP [1000]

AMADA Full Auto Horiz. Band Saw, Model HA-300S, 14" Round Capacity, 1" Blade, Spare Blades [1010]



GOULD & EBERHARDT GEAR HOBBER, MODEL 36H, GEAR MACHINE



BARBER COLEMAN HYDRAULIC HOB SHARPENER, MODEL NO.10-12, GEAR MACHINE



ROCKFORD VERTICAL HYDRAULIC SHAPER




TOS GEAR HOBBER, MODEL FO-10, GEAR MACHINE



OILGEAR HORIZONTAL HYDRAULIC BROACH



DRUMMOND GEAR SHAPER, MODEL 3A



PARTIAL VIEW OF HOBBS, SHAPER CUTTERS & CHANGE GEARS

**CAN'T ATTEND AUCTION?
ALSO BID ONLINE VIA**

BidSpotter.com



8' x 12'

ESAB SABRE CNC FLAME CUTTING TABLE, MODEL 1000



1 of 2

MITUTOYO CO-ORDINATE MEASURING MACHINE, MODEL BHN 706 DCC



1 of 4 Grinders

TOS UNIVERSAL CYLINDRICAL GRINDER, MODEL 2UDP21000



6,300 LB Capacity

TOYOTA FORKLIFT, MODEL 7-FGU 35



1 of 2

JI FONG MILL



2007

Up To 50 Ton Available

OBRIEN 10 TON CRANE



As New!

2009

ZOELLER CNC PRE-SETTER, MODEL SMILE 400



PARTIAL VIEW OF LARGE CAPACITY PRECISION MEASURING TOOLS



PROCECO PARTS WASHER, MODEL PC-28-36-E-500R



PARTIAL VIEW OF ASSORTED 40 & 50 TAPER TOOLING



PARTIAL VIEW OF ASSORTED HMC TOMBSTONES



HYD MECH FULL AUTO HORIZ. BAND SAW, MODEL T-25A

MILLS

KING 9" x 42" Table, Power Feed, Variable Feed, 70-4,200 RPM, 3 HP

JI FONG 10" x 50" Table, Power Feed, Variable Feed, 50-3,750 RPM, 5 HP, 2 Axis Heidenhain DRO

DRILLS

STANKO 8' Radial Drill, Model 2A576, 20" Column, Variable Speed Head, Max 1,800 RPM, Morse Taper 5, Box Table, s/n 143 [8000] (87-88)

MECOF 5' Radial Arm Drill, Model 40C, Max 1,750 RPM, 13" Column, Box Table, s/n BG2 [8010]

ERLO Geared Headed Drill, 16"x16" Table

GRINDERS

TOS Universal Cylindrical Grinder, Model 2UDP21000, 12" Swing, 46" Between Centers, 16" Grinding Wheel Diameter, ID Head, s/n 33719 [4020]

MALCUS Hydraulic Surface Grinder, 12" x 24" Magnetic Chuck, 16" x 40" Table Base Size [4030]

WALTER HELTRONICS CNC Universal Tool Grinder, Model 35 NC-4V, Travels: Y-9.84", Z-7.48" & A-360 Degree, 12.59" Max Grinding Diameter, 15.74" Max Grinding Length, 2,000-9,000 RPM Spindle Speed, Walter HMC150 Control, s/n 3224 [4070-WTR]

VEB-HECKERT Internal Grinder, 40" Chuck [4050-WTR]

FLAME CUTTING / WELDING

ESAB SABRE CNC Flame Cutting Table, Model 1000, 8'x12', (2) Cutting Heads [1020]

MILLER Mig Welder, Model 251

CANOX AC/DC Welder, Model C-SW-351

CANOX Big Red Portable Gas Welder, Model C-BR 300

CANOX Rod Oven

PARK THERMAL Electric Temper Furnace, Approx. 36" x 36" x 42", Chart Reader, Max 1300 Degrees, s/n 1254 [9060]

PRECISION MEASURING

MITUTOYO Co-Ordinate Measuring Machine, Model BHN 706 DCC, 40"x54" Table, Renishaw PH-9 Probe, Code 37555M-321, s/n 0522412

MITUTOYO Co-Ordinate Measuring Machine, Model B241, 41"x60" Table, RENISHAW PH1 Probe, Code 806M-7, s/n 8409304, 009103106

SHADOW MASTER Optical Comparator, 12" Screen, Mitutoyo 2-Axis DRO

Precision Measuring Tools By: **MITUTOYO, STARRETT, KANON, STM, FOWLER**, Verniers Up To 80", Micrometers Up To 48", Miscellaneous Items in Metrology Lab, 36"x48"x6" **STARRETT** Granite Plates, Tool Cutters, Hand Tools, Lifting Eyes, Tool Balancer, Hardness Tester

TOOLING

New! 2009 **ZOELLER** CNC Pre-Setter, Model Smile 400, Measure Fascination, LCD Display, Plus Zebra LP2824 Label Printer

Approx. 1,000 Asst. CAT-40 & 50 Tool Holders

(4) **MONOQUAD** Tower Tombstones [WTR]

Approx. 50 Asst. Tombstones [WTR]

FORKLIFT

TOYOTA Forklift, Model 7-FGU 35, 6,300 LB Capacity, 3-Stage Mast, Side Shift, Propane, In/Out Tires, s/n 61963

(2) **RAYMOND** Electric Walking Pallet Lift, 4,000 LB Capacity [WTR]

CRANES

(4) **UNUSED** 2008 **OBRIEN** 25 & 50 Ton Overhead Cranes, 25 Ton Hoist, 95' Span [Offsite Storage]

2007 **OBRIEN** 10 Ton Single Girder Under Hung Crane, 50' Span, 200' Runway, Street 10 Ton Hoist

STAHLKRAN 10 Ton Double Girder Top Running Crane, 50' Span Stahl Hoist

STAHLKRAN 5 Ton Double Girder Top Running Crane, 47' Span Stahl Hoist

Building for Removal



BUILDING (Unfinished) 110' Wide x 800' Length, 37' Under Hook, 47' To Eave, w/ Crane Rails And Roof Panels On site (Not Installed), No Side Wall Sheeting
(Note: Sold Subject To High Bid)

O'BRIEN

INSTALLATIONS LTD.

4 New 2008 O'BRIEN Overhead Cranes

(2) 50 Ton x 95', Including (2) 25 Ton STREET Hoists, Pendant Control
 (2) 25 Ton x 95', Including (1) 25 Ton STREET Hoist, Pendant Control
 All Cranes Double Girder Configuration, Rails & Bussbar Available
Never Installed – Over \$900,000 Original Cost!

CRANES (con't)

A Frame Crane 2 Ton w Elec Hoist, Floor Tracks

JIB CRANE, 20' 1 Ton Wall Mount, w/ Obrien Ton Hoist

1 Ton 15' Jib Crane, 1 Ton Hoist

RAW MATERIALS

Raw Materials: Huge Selection Of Assorted: Steel, Aluminum, Brass, Copper, Alloy, Stainless, Etc.

COMPRESSORS

(2) **ATLAS COPCO** 30 HP Screw Type Compressor, Model GA 22 FF [WTR]

(2) **SULLAIR** 30 HP Screw Type Air Compressors, Model ES-8

(2) **ZEKS** Dryers, s/n 003-114390

MISCELLANEOUS

OSTER Threader, Model 784, 4" Pipe Capacity, 3 Heads, Dies [8050]

PROCECO Parts Washer, Model PC-28-36-E-500R, 36" Diameter Table, 500 lb Capacity, s/n 97-121 [9520-WTR]

(3) **FAST TAP** Flex-Arm Tapping Machines w Table

Approx. 500 Ton 4 Post Hydraulic Press And Custom Horizontal Press Station, 28"x 32" Work Area, 12"x13" Ram [6030]

Hydraulic C-Frame Press, 16"x16" Base, 6"x6" Ram [7030]

Truck Ramp

**Note: All Equipment Located
 At Walsh Avenue Facility Except Those Noted [WTR]**

TERMS OF SALE



Payment: All payments must be in Cash, Certified Funds, Visa, MasterCard or Interac, Wire Transfers or Company Checks must be accompanied with a bank letter guaranteeing irrevocable payment to Infinity Asset Solutions Inc.

A 2% surcharge will apply on all payments made by credit card.

Online registration must be completed by 5pm, Monday April 4, 2011.

A 13.5% buyers premium will be added to all onsite purchases (16.5% Online).

A \$500 refundable security deposit is required upon onsite registration (\$2,000 Online).

A 25% deposit is required at time of purchase, balance due by 4 pm,

Wednesday, April 6, 2011. **NO EXCEPTIONS.**

All goods are sold "As Is, Where Is", **ALL SALES ARE FINAL.**

All subject to prior sale. All Sales in Canadian Funds.

Complete terms and conditions including removal procedures, are available on our website, will be posted at the auction and will be provided at the time of registration.

REMOVAL TIMES

All Small Tools and Machines by Friday April 15. VTL's and Boring Mills by Wednesday April 27. **Hours:** Monday – Friday between 8 am – 4 pm. No items may be removed during auction. **NO EXCEPTIONS.**

DIRECTIONS:

From Moncton International Airport to 170 Walsh Avenue, Miramichi, New Brunswick, Canada, E1N 3Z4 - Approx. 141 KM, 1 Hr 45 Mins

Exit Airport, Follow signs to NB-15 E, Take exit 31B to merge onto NB-11 N/NB-132 E toward Miramichi (119 km), Slight right at King Street, Take second right onto Walsh Avenue, Turn left to stay on Walsh Avenue, Destination will be on the right (350 m).

Directions From 170 Walsh To Atcon's 2nd Facility: 1965 Water Street, Miramichi, New Brunswick, Canada, E1N 3Z4 (5 Mins). Head northwest on Walsh Ave toward Dan Cripps St, Turn right, 3. Turn left at Wellington St, Turn right at Princess St, Turn left at Chatham Ave, Sharp right at Water St Destination will be on the left.

HOTELS NEAR AUCTION SITE:

Econo Lodge Hotel	365 Pleasant Street, Miramichi, NB	(506) 773-3344
Quality Inn Hotel	6542 King George Highway, Miramichi, NB	(877) 424-6423
Rodd Miramichi River Hotel	1809 Water Street, Miramichi, NB	(506) 773-3111

Members
 In Good
 Standing Of:



INFINITY
 Asset Solutions
 www.infassets.com 905.669.8893

MNA
 MACHINERY NETWORK AUCTIONS

AUCTIONEERS | APPRAISERS | LIQUIDATIONS | FINANCING
 888-998-4440 | EMAIL: info@machinerynetworkauctions.com



PLANT & MACHINERY INC.
 AUCTIONEERS • APPRAISERS • LIQUIDATORS • REAL ESTATE
 P.O. Box 19100 • Houston, TX 77224
 Phone: (713) 691-4401 • E-mail: pmi@pmi-auction.com